

4r 2 - 12A Hnědé náušnice s Rose Petals

Autorka: Darí Fejtková

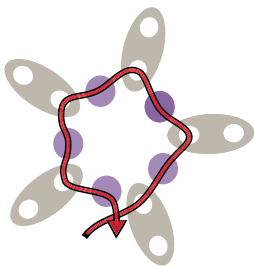
Materiál:

TOHO 15/0 2 g (T15), TOHO 11/0 1 g (T11), Rose Petal 8x7 10 ks (R8), Rose Petal 14x13 (R14) 10 ks, Es-o® Bead 10 ks (Es), Pohanka 4x3 mm 12 ks (P), O-bead 20 ks (O), NYMO B, náušnice se sítkem, jehla.

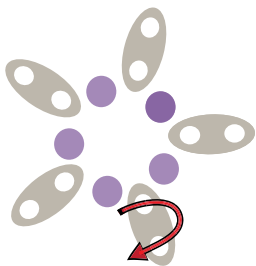
Postup:

1. Ustříháme si 1,2 m Nyma. Navlékneme 1 Es, 1 T15, 1 Es, 1 T15, 1 Es, 1 T15, 1 Es, 1 T15, 1 Es, 1 T15. Korálky stáhneme 10 cm od konce nitě a svážeme 2 uzlíky.
2. Provlékneme Es do provlečené i volné dírky.
3. Navlékneme 2 T11, provlékneme další ES do volné dírky. Opakujeme ještě 4x.
4. Provlékneme 1 T11.


1.



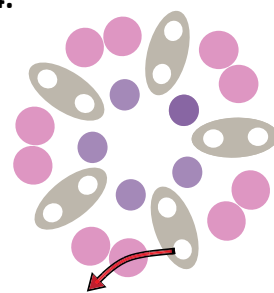
2.



3.



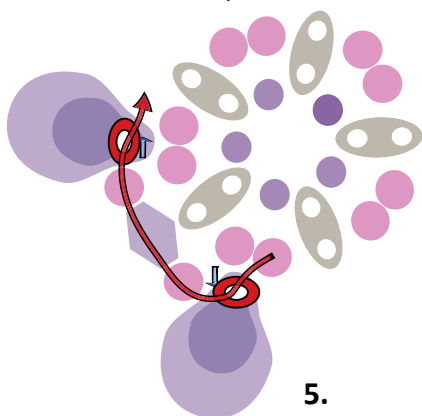
4.



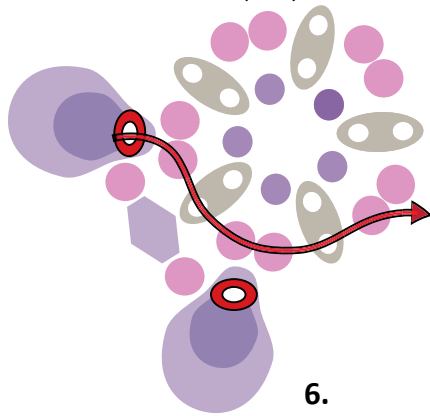
5. Navlékneme 1 O, 1 R8 a 1 R14 shora. Navlékneme 1 T11, 1 P, 1 T11. Navlékneme 1 R14 a 1 R8, 1 O zespodu.

6. Provlékneme 1 T11, 1 Es, 2 T11, 1 Es, 1 T11.

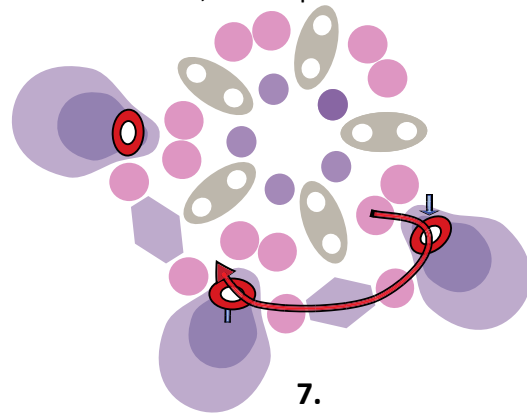
7. Navlékneme 1 O, 1 R8 a 1 R14 shora. Navlékneme 1 T11, 1 P, 1 T11. Provlékneme 1 R14 a 1 R8, 1 O zespodu.



5.



6.

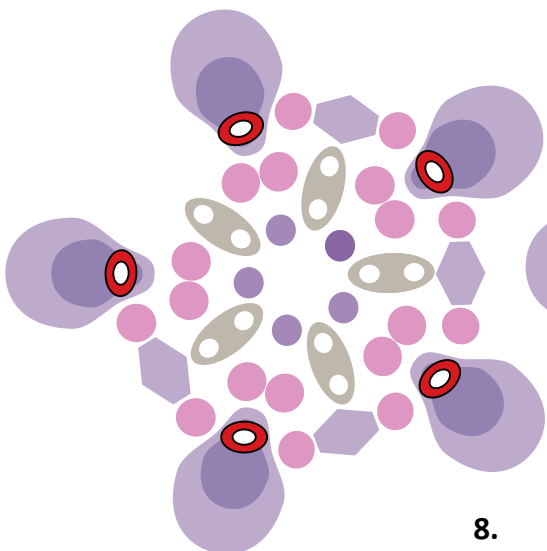


7.

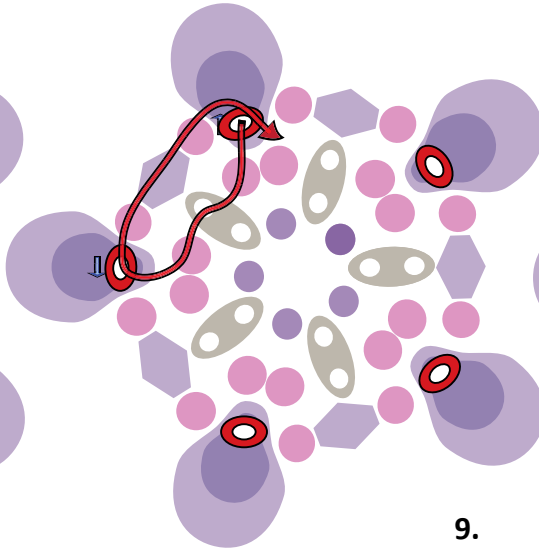
8. Kroky 6 a 7 opakujeme ještě 2x.

9. Provlékneme 1 T11, 1 Es, 1 T11, 1 O R8 a 1 R14 shora. Navlékneme 1 T11, 1 P, 1 T11. Provlékneme 1 R14 a 1 R8, 1 O zespodu.

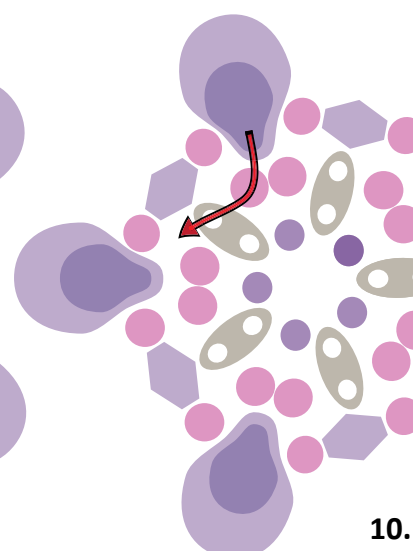
10. Provlékneme 1 T11 a 1 S.



8.



9.



10.